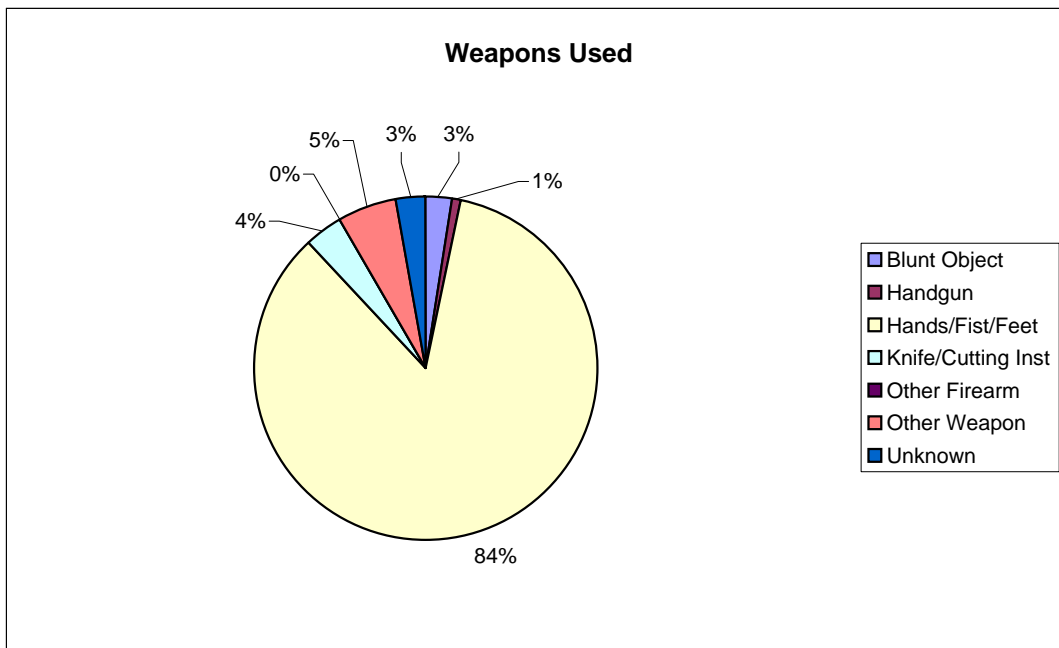
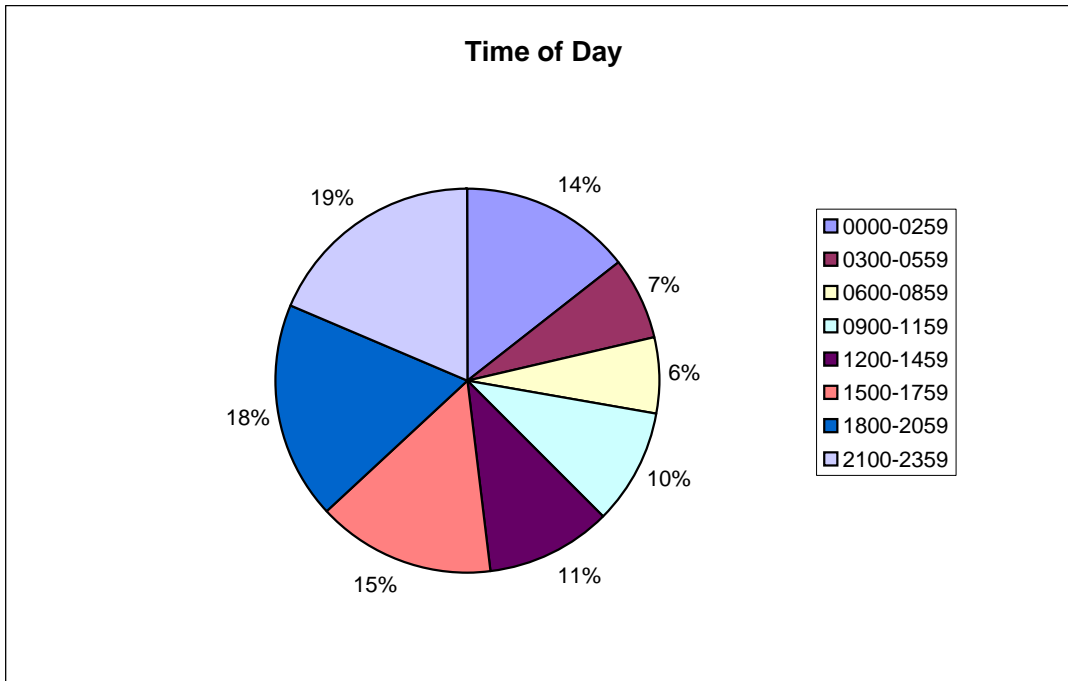
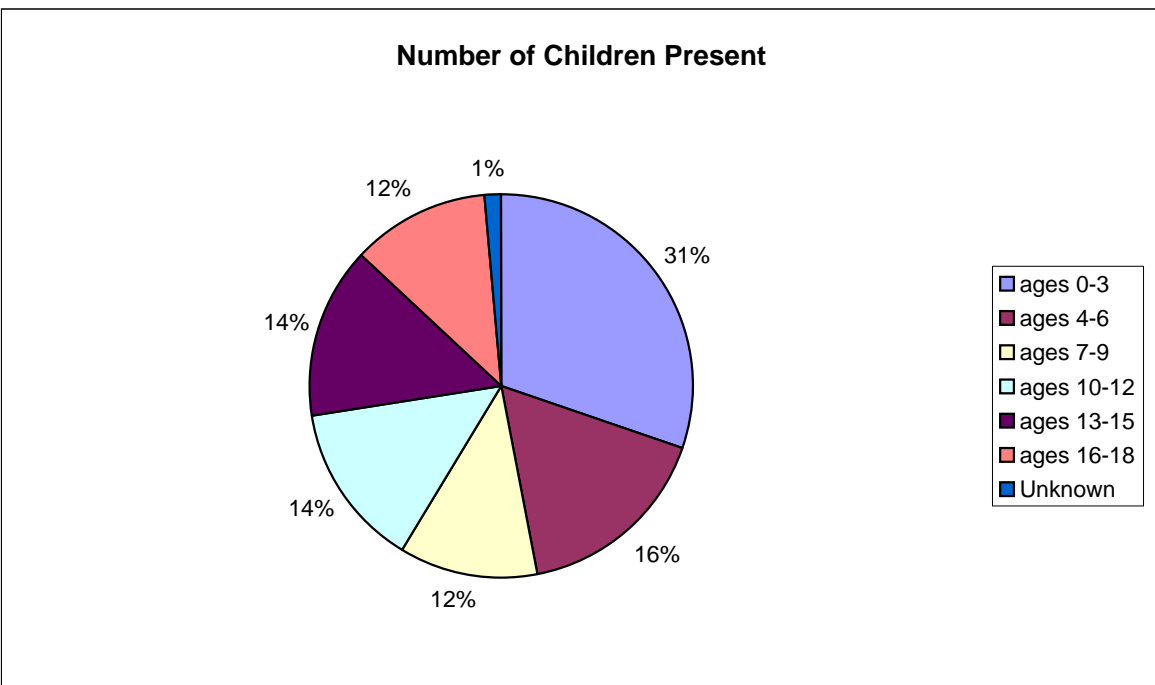
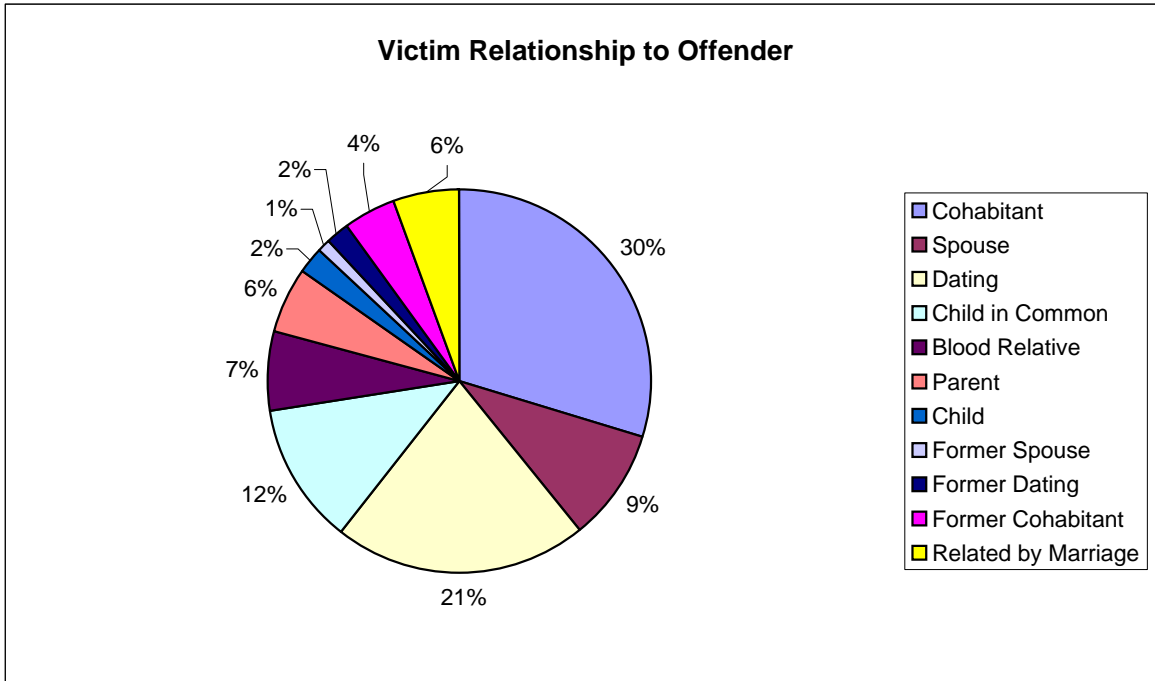


NEVADA DEPARTMENT OF PUBLIC SAFETY  
RECORDS & TECHNOLOGY DIVISION

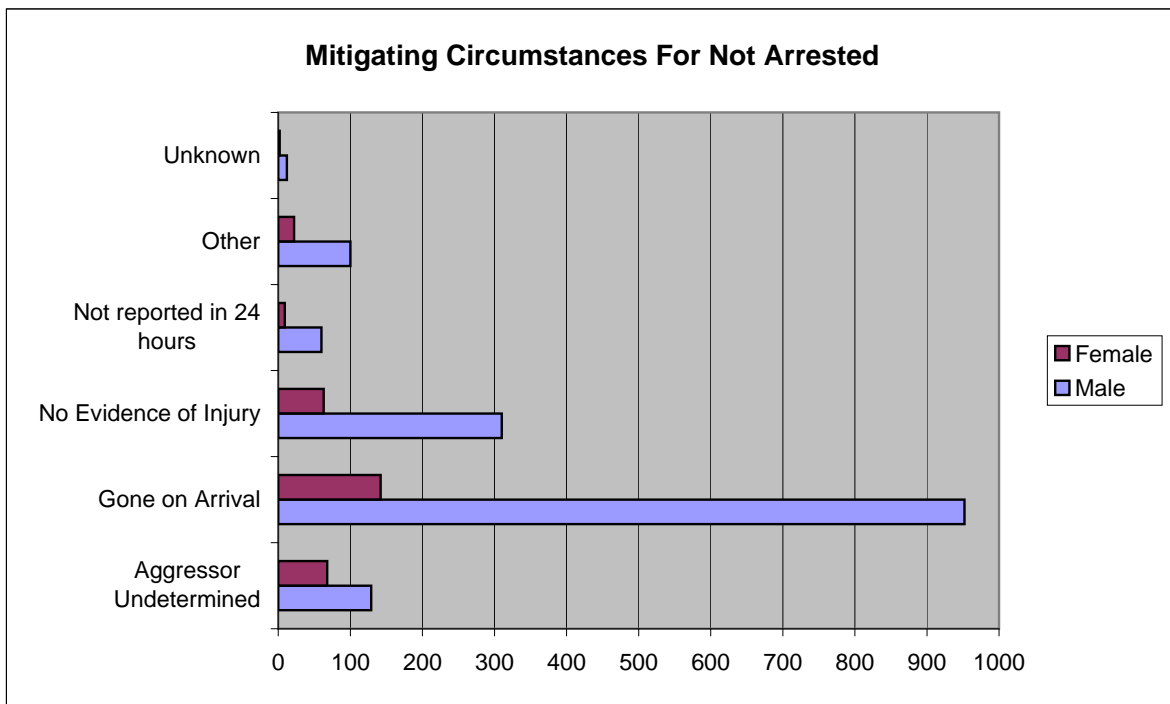
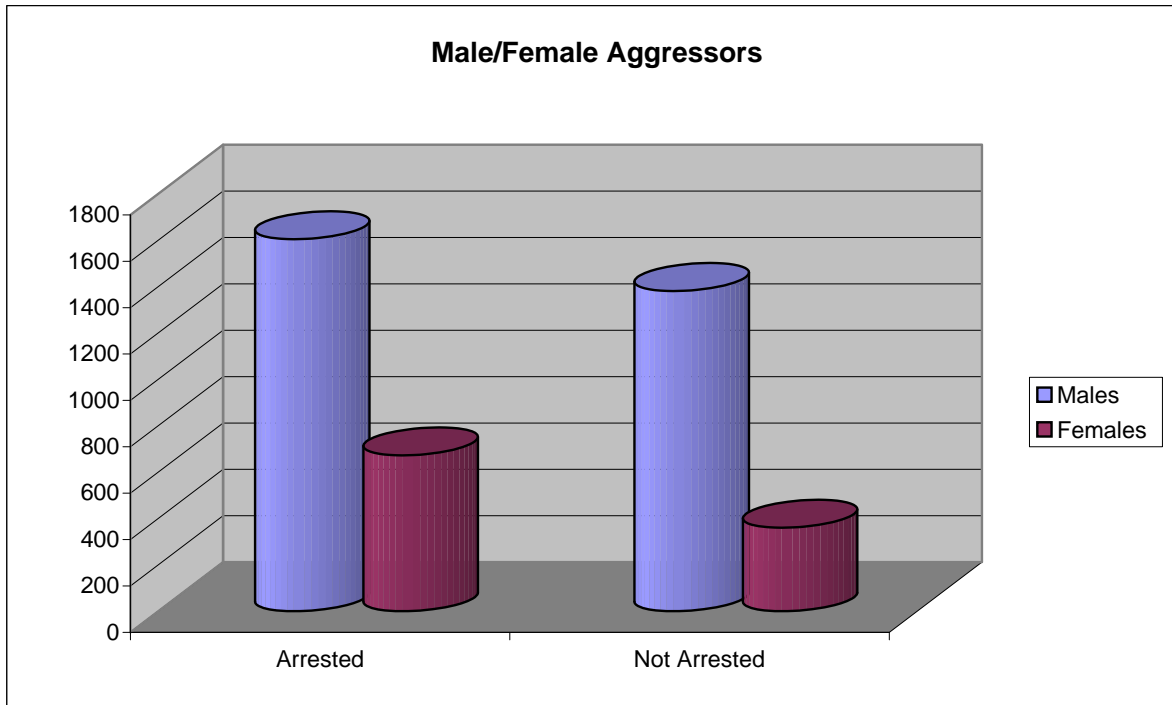
<b>Total DV Offenses Reported by Agency</b>	<b>2008</b>				
	<b>Q 1</b>	<b>Q2</b>	<b>Q3</b>	<b>Q4</b>	<b>YTD</b>
<b>Carson County</b>					<b>88</b>
Carson City SO	88				88
<b>Churchill County</b>					<b>25</b>
Churchill SO	10				10
Fallon PD	15				15
<b>Clark County</b>					<b>4097</b>
Boulder City PD	11				11
Clark Co Schl Dist PD	0				0
Henderson	426				426
Las Vegas Metro PD	3078				3078
Mesquite	17				17
North Las Vegas PD	562				562
Taxicab Auth	0				0
UNLV PD	3				3
<b>Douglas County</b>					<b>56</b>
Douglas SO	56				56
<b>Elko County</b>					<b>69</b>
Carlin PD	3				3
Elko PD	49				49
Elko SO	0				0
West Wendover PD	17				17
<b>Esmeralda County</b>					<b>0</b>
Esmeralda SO	0				0
<b>Eureka County</b>					<b>0</b>
Eureka SO	0				0
<b>Humboldt County</b>					<b>17</b>
Humboldt SO	6				6
Winnemucca PD	11				11
<b>Lander County</b>					<b>0</b>
Lander SO	0				0
<b>Lincoln County</b>					<b>4</b>
Lincoln SO	4				4
<b>Lyon County</b>					<b>67</b>
Lyon SO	67				67
Yerington PD	0				0
<b>Mineral County</b>					<b>5</b>
Mineral SO	5				5
<b>Nye County</b>					<b>91</b>
Nye SO	91				91
<b>Pershing County</b>					<b>5</b>
Pershing SO	5				5
Lovelock PD	0				0
<b>Storey County</b>					<b>0</b>
Storey SO	0				0
<b>Washoe County</b>					<b>781</b>
Reno PD	522				522
Sparks PD	206				206
UNR PD	0				0
TMCC PD	0				0
Washoe School PD	0				0
Washoe SO	53				53
<b>White Pine County</b>					<b>12</b>
White Pine SO	12				12
<b>QUARTER TOTAL</b>	<b>5317</b>				<b>5317</b>



**DOMESTIC VIOLENCE  
JAN - MAR 2008**

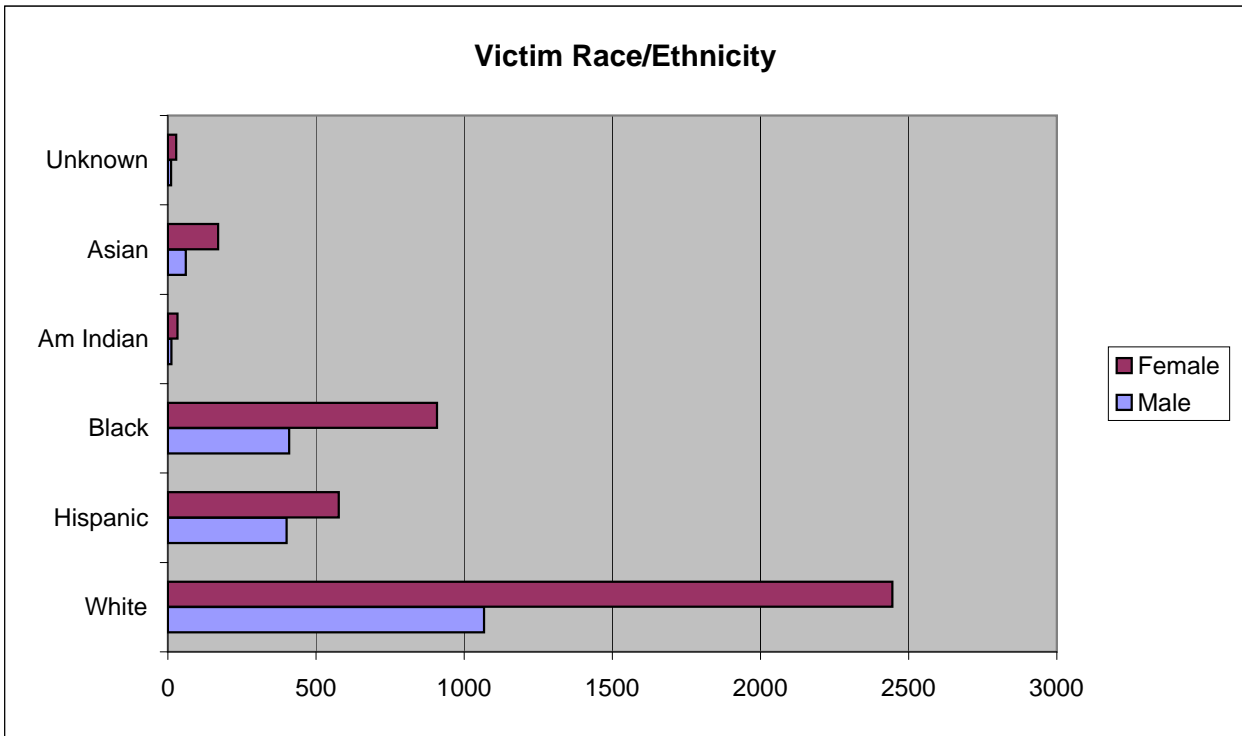
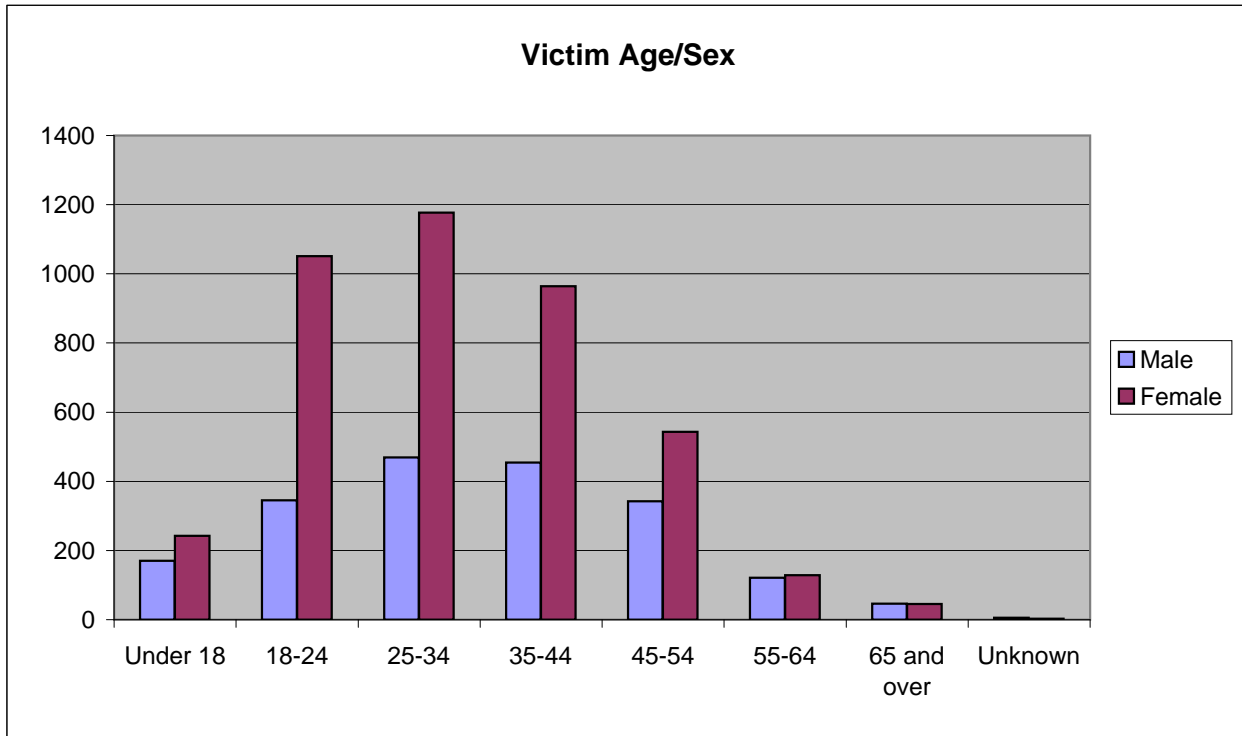


**DOMESTIC VIOLENCE  
JAN - MAR 2008**



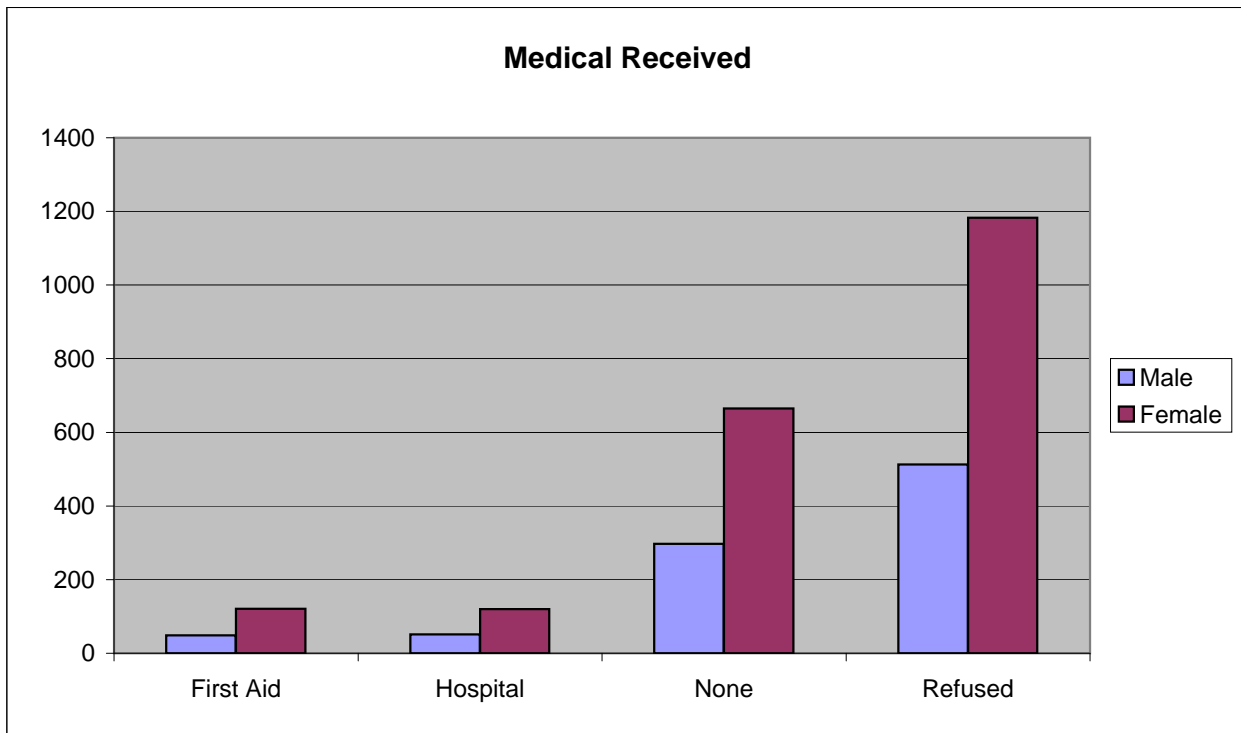
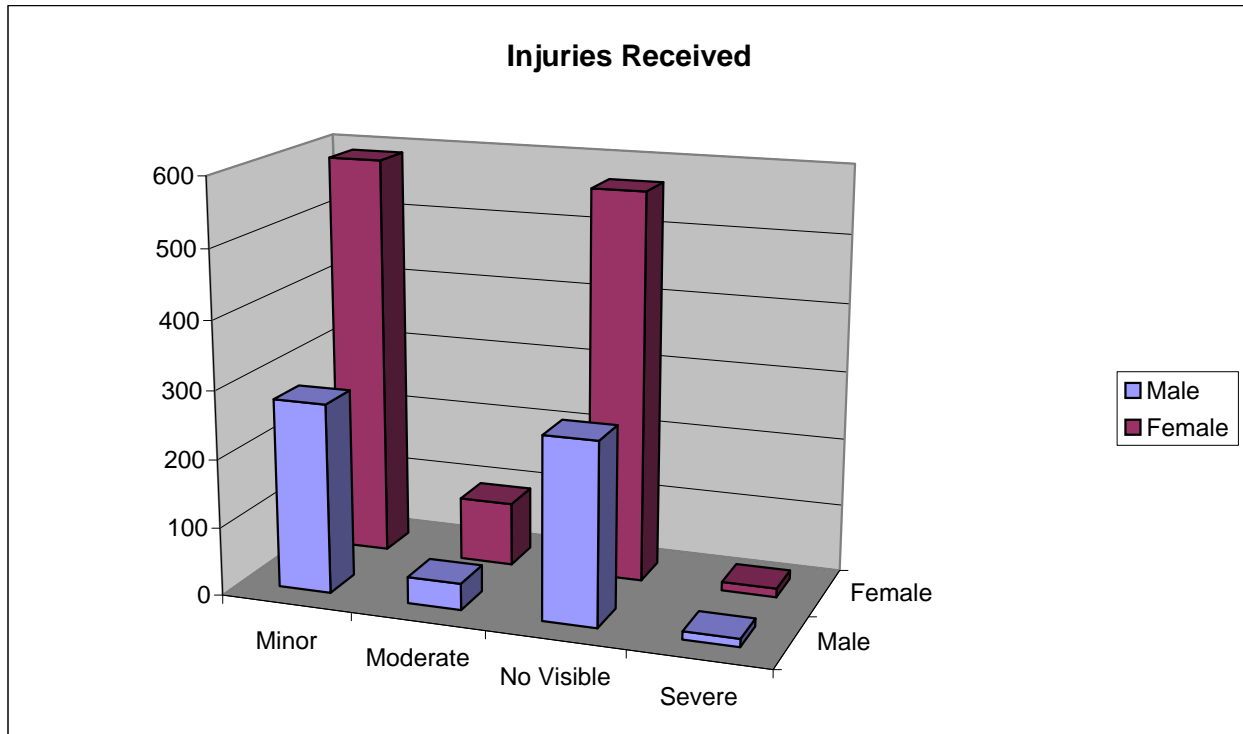
**DOMESTIC VIOLENCE  
JAN - MAR 2008**

NEVADA DEPARTMENT OF PUBLIC SAFETY  
RECORDS & TECHNOLOGY DIVISION



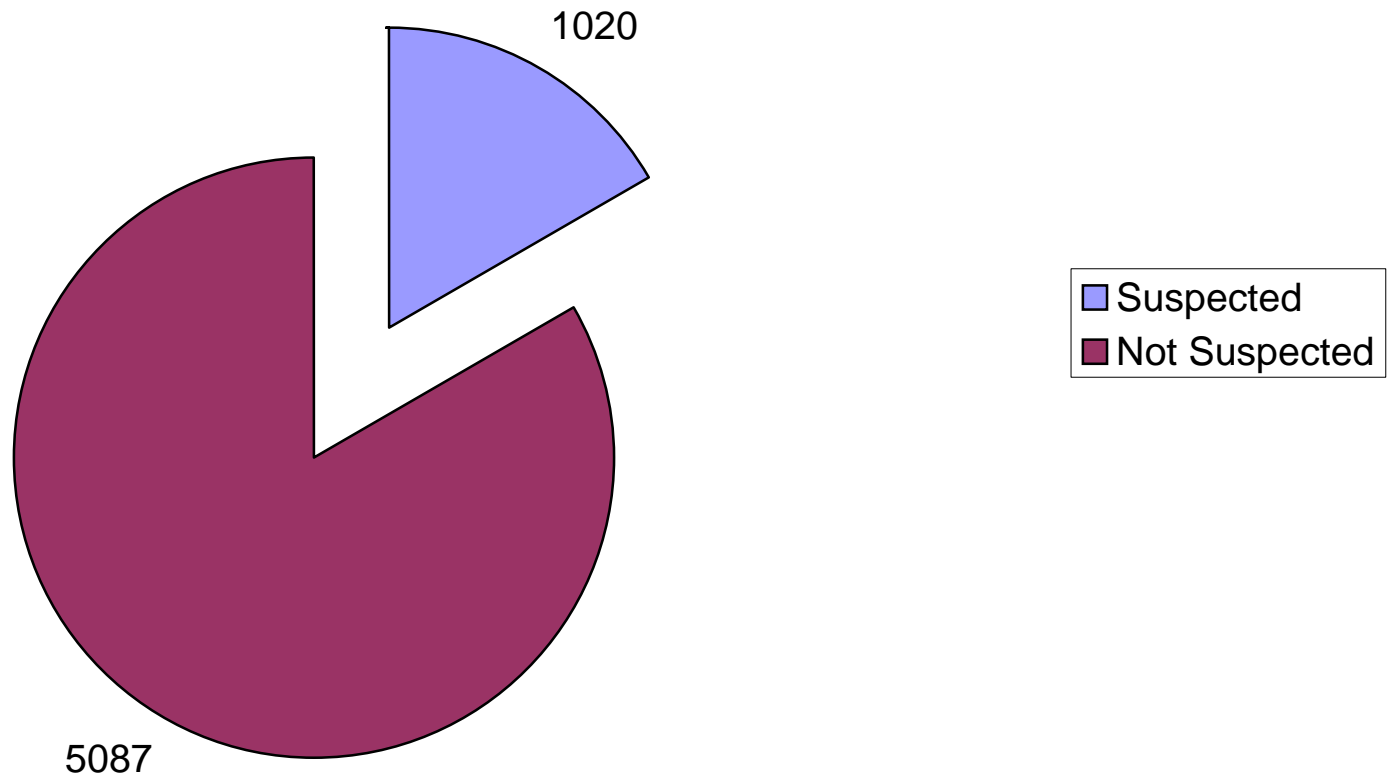
**DOMESTIC VIOLENCE  
JAN - MAR 2008**

NEVADA DEPARTMENT OF PUBLIC SAFETY  
RECORDS & TECHNOLOGY DIVISION

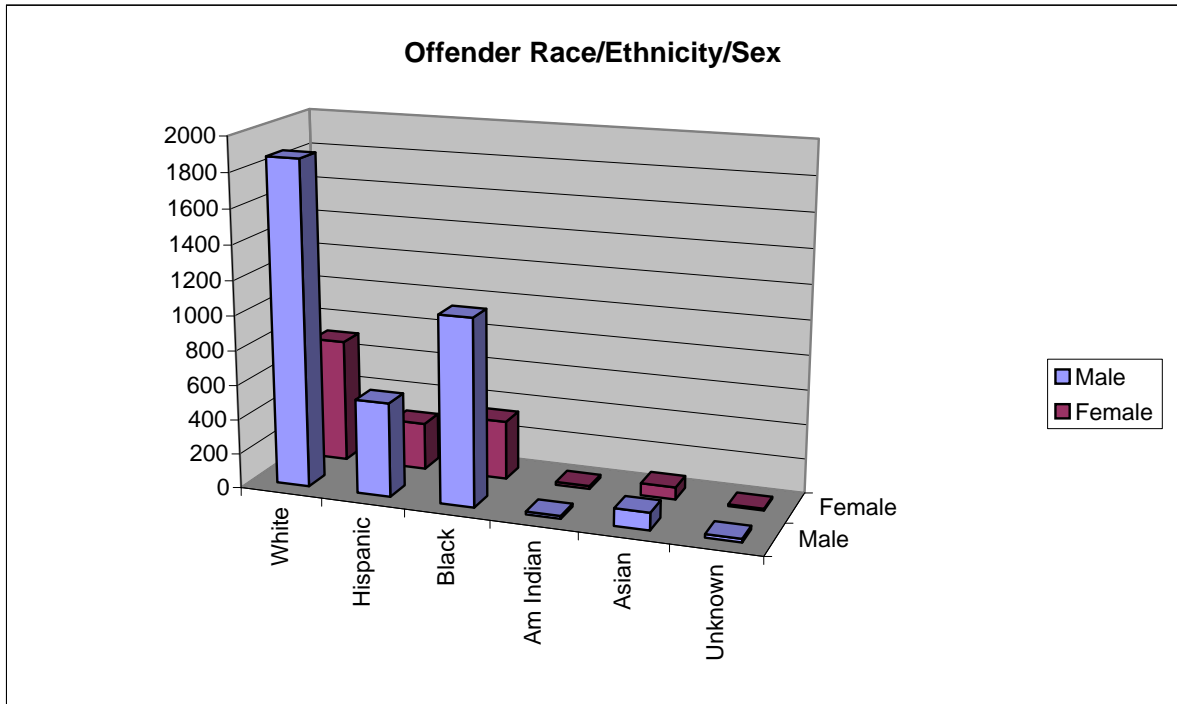
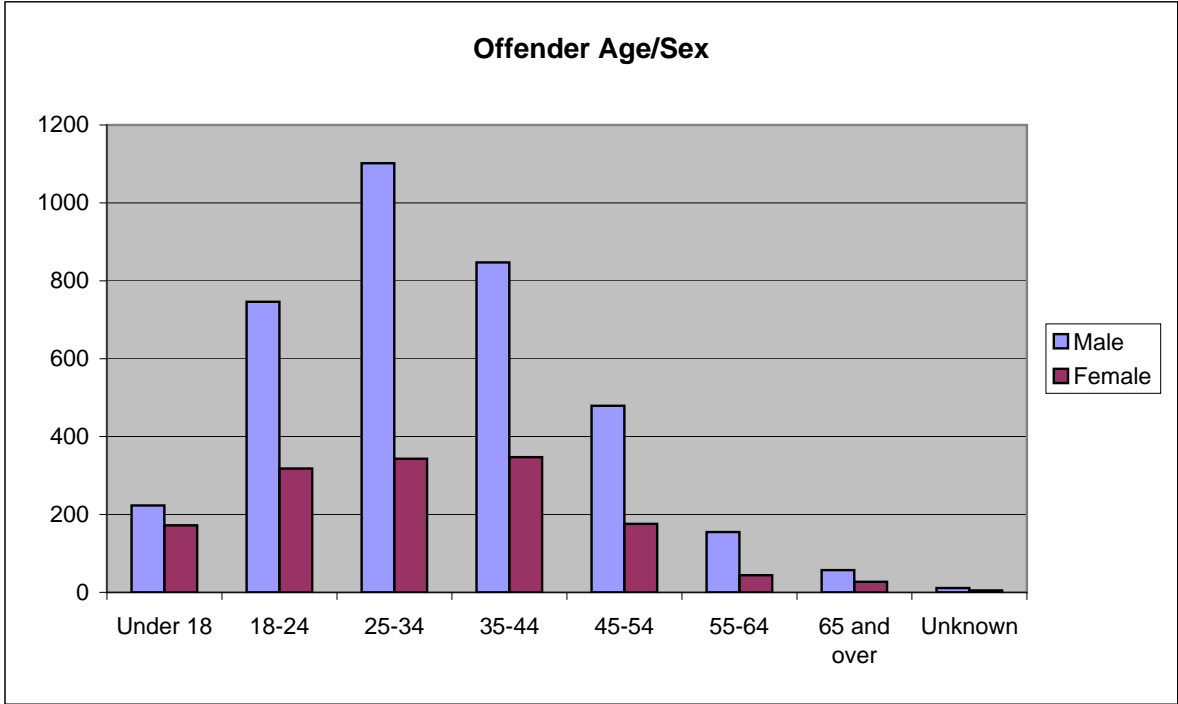


**DOMESTIC VIOLENCE  
JAN - MAR 2008**

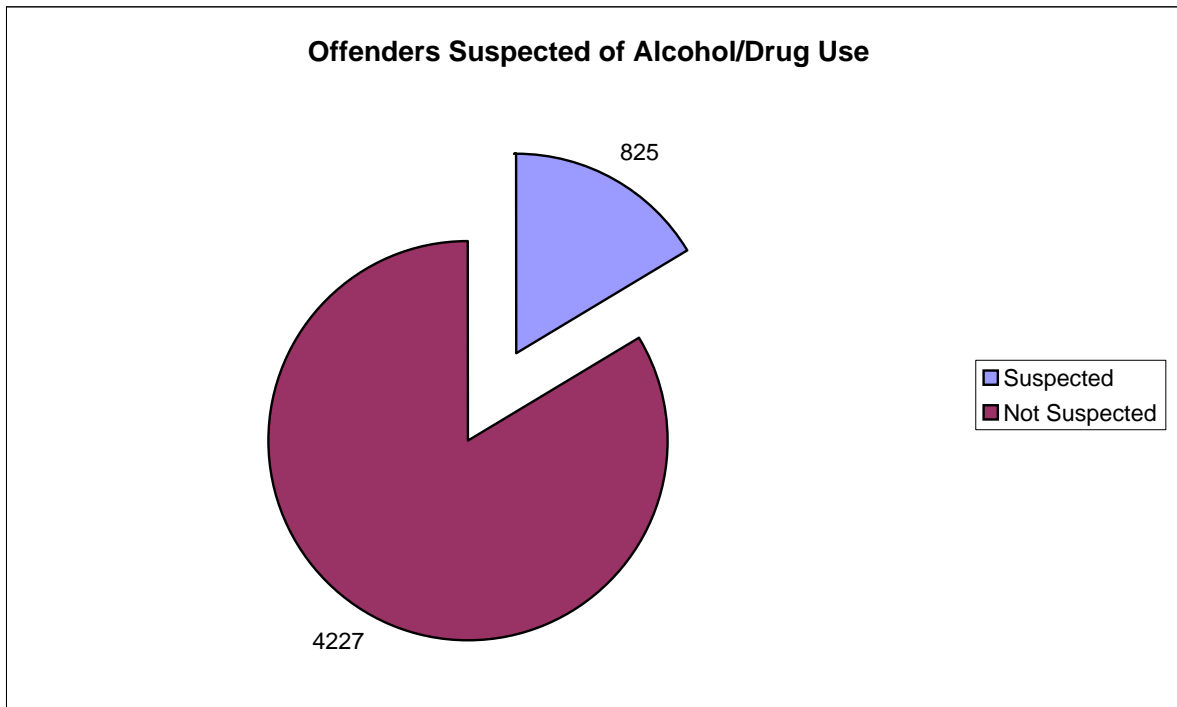
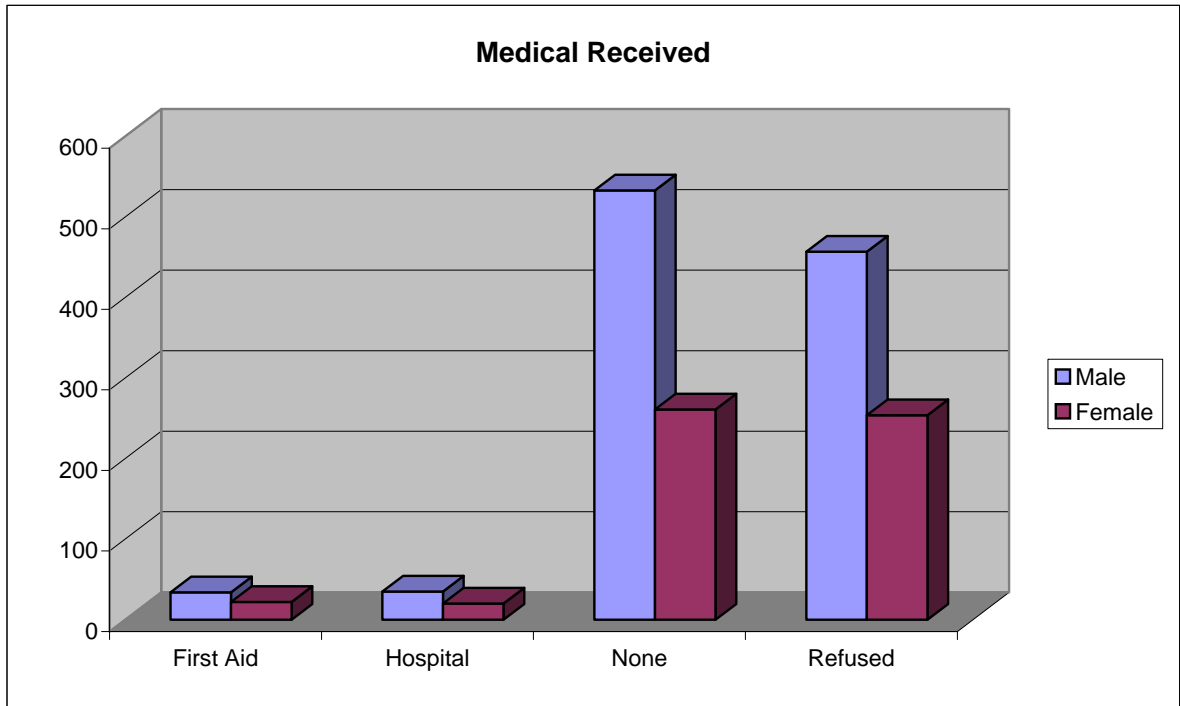
### Victims Alcohol/Drug Use Suspected



NEVADA DEPARTMENT OF PUBLIC SAFETY  
RECORDS & TECHNOLOGY DIVISION



**DOMESTIC VIOLENCE  
JAN - MAR 2008**



NEVADA DEPARTMENT OF PUBLIC SAFETY  
RECORDS & TECHNOLOGY DIVISION

STATE OF NEVADA  
DOMESTIC VIOLENCE DATA COLLECTION



AGENCY: All Reporting Agencies

MONTH/YEAR: 1st Quarter 2008

**GENERAL INFORMATION**

**Time of Day**

0000-0259	762
0300-0559	379
0600-0859	331
0900-1159	516
1200-1459	570
1500-1759	796
1800-2059	970
2100-2359	993
<b>TOTAL</b>	<b>5317</b>

**Number of Children Present**

ages 0-3	706
ages 4-6	382
ages 7-9	271
ages 10-12	327
ages 13-15	335
ages 16-18	269
age unknown	32
<b>TOTAL</b>	<b>2322</b>

**Weapon Used**

Blunt Object	72
Handgun	22
Hands/Fist/Feet	2333
Knife/Cutting Inst	98
Other Firearm	6
Other Weapon	150
Unknown	77
<b>TOTAL</b>	<b>2758</b>

**Victim Relationship to Offender**

Cohabitant	2463
Spouse	780
Dating	1786
Child in Common	990
Blood Relative	549
Parent	469
Child	196
Former Spouse	89
Former Dating	162
Former Cohabitant	353
Related by Marriage	471
<b>TOTAL</b>	<b>8308</b>

**Number of Mutual Combatant Incidents**

Number of Incidents	648
---------------------	-----

NEVADA DEPARTMENT OF PUBLIC SAFETY  
RECORDS & TECHNOLOGY DIVISION

STATE OF NEVADA  
DOMESTIC VIOLENCE DATA COLLECTION



AGENCY: Total Arrests All Reporting Agencies

MONTH/YEAR: 1st Quarter 2008

**ARRESTEE INFORMATION**

***Male Aggressors***

Number of Males Arrested	1604
Number of Males Not Arrested	1381
<b>Total</b>	<b>2985</b>

***Female Aggressors***

Number of Females Arrested	672
Number of Females Not Arrested	360
<b>Total</b>	<b>1034</b>

***Mitigating Circumstances for Not Arrested***

Aggressor undetermined	129
Gone upon arrival	952
No evidence of injury	310
Not reported within 24 hours	60
Other	100
Unknown	12
	0
	0
<b>Total</b>	<b>1563</b>

***Mitigating Circumstances for Not Arrested***

Aggressor undetermined	68
Gone upon arrival	142
No evidence of injury	63
Not reported within 24 hours	9
Other	22
Unknown	2
	0
	0
<b>Total</b>	<b>306</b>

***Other Males Arrested at the Scene  
(i.e. not part of the domestic relationship)***

Number of Other Males Arrested	45
--------------------------------	----

***Other Females Arrested at the Scene  
(i.e. not part of the domestic relationship)***

Number of Other Females Arrested	25
----------------------------------	----

NEVADA DEPARTMENT OF PUBLIC SAFETY  
RECORDS & TECHNOLOGY DIVISION

STATE OF NEVADA  
DOMESTIC VIOLENCE DATA COLLECTION



AGENCY: All Reporting Agencies

MONTH/YEAR: 1st Quarter 2008

**VICTIM INFORMATION**

**MALE VICTIMS**

Age	Total	Race	Total
Under 18	170	White	1468
18-24	345	Black	409
25-34	469	Am Indian	12
35-44	454	Asian	60
45-54	342	Unknown	11
55-64	121		0
65 over	46	Ethnicity	
Unknown	6	Hispanic	401
<b>TOTAL</b>	<b>1953</b>		<b>1960</b>

Injuries	Total	Medical	Total
Minor	278	1st Aid	49
Moderate	39	Hospital	51
No Visible	266	None	297
Severe	12	Refused	513

	Total
Alcohol/Drug Use Suspected	380
DV Card Given	1156
PO in Effect	6

**FEMALE VICTIMS**

Age	Total	Race	Total
Under 18	242	White	3022
18-24	1051	Black	908
25-34	1177	Am Indian	32
35-44	964	Asian	170
45-54	543	Unknown	28
55-64	129		0
65 over	45	Ethnicity	0
Unknown	3	Hispanic	577
<b>TOTAL</b>	<b>4154</b>		<b>4160</b>

Injuries	Total	Medical	Total
Minor	589	1st Aid	121
Moderate	93	Hospital	120
No Visible	568	None	665
Severe	13	Refused	1183

	Total
Alcohol/Drug Use Suspected	640
DV Card Given	2843
PO in Effect	45

NEVADA DEPARTMENT OF PUBLIC SAFETY  
RECORDS & TECHNOLOGY DIVISION

STATE OF NEVADA  
DOMESTIC VIOLENCE DATA COLLECTION



AGENCY: All Reporting Agencies

MONTH/YEAR: 2008 YTD 1st Quarter

**OFFENDER INFORMATION**

**MALE OFFENDER**

Age	Total	Race	Total
Under 18	223	White	2416
18-24	746	Black	1076
25-34	1102	Am Indian	17
35-44	847	Asian	100
45-54	479	Unknown	20
55-64	155		
65 over	57	Ethnicity	
Unknown	11	Hispanic	543
<b>TOTAL</b>	<b>3620</b>		<b>3629</b>

**FEMALE OFFENDER**

Age	Total	Race	Total
Under 18	172	White	985
18-24	318	Black	340
25-34	343	Am Indian	17
35-44	347	Asian	71
45-54	176	Unknown	10
55-64	44		
65 over	27	Ethnicity	
Unknown	5	Hispanic	272
<b>TOTAL</b>	<b>1432</b>		<b>1423</b>

Injuries	Total	Medical	Total
Minor	193	1st Aid	34
Moderate	24	Hospital	35
No Visible	686	None	533
Severe	1	Refused	457

Injuries	Total	Medical	Total
Minor	100	1st Aid	22
Moderate	21	Hospital	20
No Visible	301	None	261
Severe	4	Refused	254

	Total
Alcohol/Drug Use Suspected	587
DV Card Given	276
PO in Effect	12
	292

	Total
Alcohol/Drug Use Suspected	265
DV Card Given	293
PO in Effect	3
	118

**STATE OF NEVADA  
DOMESTIC VIOLENCE DATA COLLECTION**



**AGENCY:** Carson City County SO

**MONTH/YEAR:** 1st Quarter 2008

**GENERAL INFORMATION**

**Time of Day**

0000-0259	12
0300-0559	4
0600-0859	9
0900-1159	7
1200-1459	10
1500-1759	12
1800-2059	12
2100-2359	22
<b>TOTAL</b>	<b>88</b>

**Number of Children Present**

ages 0-3	25
ages 4-6	4
ages 7-9	1
ages 10-12	1
ages 13-15	2
ages 16-18	7
age unknown	0
<b>TOTAL</b>	<b>40</b>

**Weapon Used**

Blunt Object	3
Handgun	0
Hands/Fist/Feet	79
Knife/Cutting Inst	2
Other Firearm	0
Other Weapon	1
Unknown	4
<b>TOTAL</b>	<b>89</b>

**Victim Relationship to Offender**

Cohabitant	32
Spouse	22
Dating	14
Child in Common	9
Blood Relative	8
Parent	4
Child	0
Former Spouse	1
Former Dating	2
Former Cohabitant	0
Related by Marriage	2
<b>TOTAL</b>	<b>94</b>

**Number of Mutual Combatant Incidents**

Number of Incidents	55
---------------------	----

STATE OF NEVADA  
DOMESTIC VIOLENCE DATA COLLECTION



AGENCY: Carson City County

MONTH/YEAR: 1st Quarter 2008

**ARRESTEE INFORMATION**

***Male Aggressors***

Number of Males Arrested	35
Number of Males Not Arrested	33
<b>Total</b>	<b>68</b>

***Mitigating Circumstances for Not Arrested***

Aggressor undetermined	15
Gone upon arrival	14
No evidence of injury	4
Not reported within 24 hours	0
Other	2
Unknown	0
	0
	0
<b>Total</b>	<b>35</b>

***Other Males Arrested at the Scene  
(i.e. not part of the domestic relationship)***

Number of Other Males Arrested	0
--------------------------------	---

***Female Aggressors***

Number of Females Arrested	11
Number of Females Not Arrested	20
<b>Total</b>	<b>31</b>

***Mitigating Circumstances for Not Arrested***

Aggressor undetermined	15
Gone upon arrival	1
No evidence of injury	1
Not reported within 24 hours	0
Other	3
Unknown	1
	0
	0
<b>Total</b>	<b>21</b>

***Other Females Arrested at the Scene  
(i.e. not part of the domestic relationship)***

Number of Other Females Arrested	1
----------------------------------	---

NEVADA DEPARTMENT OF PUBLIC SAFETY  
RECORDS & TECHNOLOGY DIVISION

STATE OF NEVADA  
DOMESTIC VIOLENCE DATA COLLECTION



AGENCY: Carson City County

MONTH/YEAR: 1st Quarter 2008

**VICTIM INFORMATION**

**MALE VICTIMS**

Age	Total	Race	Total
Under 18	1	White	33
18-24	8	Black	3
25-34	12	Am Indian	0
35-44	7	Asian	0
45-54	5	Unknown	0
55-64	3		0
65 over	1	Ethnicity	
Unknown	0	Hispanic	5
<b>TOTAL</b>	<b>37</b>		<b>36</b>

Injuries	Total	Medical	Total
Minor	28	1st Aid	1
Moderate	2	Hospital	2
No Visible	12	None	17
Severe	0	Refused	17

	Total
Alcohol/Drug Use Suspected	15
DV Card Given	15
PO in Effect	0

**FEMALE VICTIMS**

Age	Total	Race	Total
Under 18	1	White	65
18-24	25	Black	1
25-34	11	Am Indian	2
35-44	22	Asian	1
45-54	7	Unknown	0
55-64	4		0
65 over	0	Ethnicity	0
Unknown	0	Hispanic	3
<b>TOTAL</b>	<b>70</b>		<b>69</b>

Injuries	Total	Medical	Total
Minor	36	1st Aid	1
Moderate	2	Hospital	3
No Visible	31	None	31
Severe	0	Refused	34

	Total
Alcohol/Drug Use Suspected	21
DV Card Given	35
PO in Effect	1

NEVADA DEPARTMENT OF PUBLIC SAFETY  
RECORDS & TECHNOLOGY DIVISION

STATE OF NEVADA  
DOMESTIC VIOLENCE DATA COLLECTION



AGENCY: Carson City County

MONTH/YEAR: 1st Quarter 2008

**OFFENDER INFORMATION**

**MALE OFFENDER**

Age	Total	Race	Total
Under 18	3	White	61
18-24	8	Black	0
25-34	16	Am Indian	2
35-44	21	Asian	0
45-54	14	Unknown	1
55-64	2		
65 over	0	Ethnicity	
Unknown	0	Hispanic	9
<b>TOTAL</b>	<b>64</b>		<b>64</b>

**FEMALE OFFENDER**

Age	Total	Race	Total
Under 18	4	White	23
18-24	6	Black	4
25-34	8	Am Indian	4
35-44	7	Asian	0
45-54	4	Unknown	0
55-64	2		
65 over	0	Ethnicity	
Unknown	0	Hispanic	3
<b>TOTAL</b>	<b>31</b>		<b>31</b>

Injuries	Total	Medical	Total
Minor	11	1st Aid	0
Moderate	0	Hospital	0
No Visible	30	None	32
Severe	0	Refused	13

Injuries	Total	Medical	Total
Minor	9	1st Aid	1
Moderate	2	Hospital	2
No Visible	20	None	20
Severe	0	Refused	6

	Total
Alcohol/Drug Use Suspected	46
DV Card Given	1
PO in Effect	0
	0

	Total
Alcohol/Drug Use Suspected	21
DV Card Given	1
PO in Effect	0
	0

NEVADA DEPARTMENT OF PUBLIC SAFETY  
RECORDS & TECHNOLOGY DIVISION

STATE OF NEVADA  
DOMESTIC VIOLENCE DATA COLLECTION



AGENCY: Churchill County

MONTH/YEAR: 1st Quarter 2008

**GENERAL INFORMATION**

**Time of Day**

0000-0259	4
0300-0559	0
0600-0859	2
0900-1159	2
1200-1459	3
1500-1759	6
1800-2059	5
2100-2359	3
<b>TOTAL</b>	<b>25</b>

**Number of Children Present**

ages 0-3	2
ages 4-6	3
ages 7-9	4
ages 10-12	1
ages 13-15	5
ages 16-18	6
age unknown	0
<b>TOTAL</b>	<b>21</b>

**Weapon Used**

Blunt Object	0
Handgun	0
Hands/Fist/Feet	23
Knife/Cutting Inst	0
Other Firearm	0
Other Weapon	1
Unknown	1
<b>TOTAL</b>	<b>25</b>

**Victim Relationship to Offender**

Cohabitant	6
Spouse	4
Dating	5
Child in Common	1
Blood Relative	3
Parent	4
Child	1
Former Spouse	0
Former Dating	1
Former Cohabitant	0
Related by Marriage	0
<b>TOTAL</b>	<b>25</b>

**Number of Mutual Combatant Incidents**

Number of Incidents	4
---------------------	---

STATE OF NEVADA  
DOMESTIC VIOLENCE DATA COLLECTION



AGENCY: Churchill County

MONTH/YEAR: 1st Quarter 2008

**ARRESTEE INFORMATION**

***Male Aggressors***

Number of Males Arrested	9
Number of Males Not Arrested	11
<b>Total</b>	<b>20</b>

***Mitigating Circumstances for Not Arrested***

Aggressor undetermined	0
Gone upon arrival	1
No evidence of injury	6
Not reported within 24 hours	1
Other	3
Unknown	0
	0
	0
<b>Total</b>	<b>11</b>

***Other Males Arrested at the Scene  
(i.e. not part of the domestic relationship)***

Number of Other Males Arrested	0
--------------------------------	---

***Female Aggressors***

Number of Females Arrested	0
Number of Females Not Arrested	2
<b>Total</b>	<b>2</b>

***Mitigating Circumstances for Not Arrested***

Aggressor undetermined	1
Gone upon arrival	0
No evidence of injury	1
Not reported within 24 hours	0
Other	0
Unknown	0
	0
	0
<b>Total</b>	<b>2</b>

***Other Females Arrested at the Scene  
(i.e. not part of the domestic relationship)***

Number of Other Females Arrested	0
----------------------------------	---

NEVADA DEPARTMENT OF PUBLIC SAFETY  
RECORDS & TECHNOLOGY DIVISION

STATE OF NEVADA  
DOMESTIC VIOLENCE DATA COLLECTION



AGENCY: Churchill County

MONTH/YEAR: 1st Quarter 2008

**VICTIM INFORMATION**

**MALE VICTIMS**

Age	Total	Race	Total
Under 18	1	White	9
18-24	1	Black	2
25-34	5	Am Indian	0
35-44	2	Asian	0
45-54	2	Unknown	0
55-64	0		0
65 over	0	Ethnicity	
Unknown	0	Hispanic	0
<b>TOTAL</b>	<b>11</b>		<b>11</b>

Injuries	Total	Medical	Total
Minor	6	1st Aid	0
Moderate	0	Hospital	0
No Visible	5	None	7
Severe	0	Refused	4

	Total
Alcohol/Drug Use Suspected	2
DV Card Given	4
PO in Effect	0

**FEMALE VICTIMS**

Age	Total	Race	Total
Under 18	1	White	14
18-24	4	Black	1
25-34	6	Am Indian	0
35-44	2	Asian	0
45-54	1	Unknown	0
55-64	0		0
65 over	0	Ethnicity	0
Unknown	0	Hispanic	2
<b>TOTAL</b>	<b>14</b>		<b>15</b>

Injuries	Total	Medical	Total
Minor	9	1st Aid	3
Moderate	0	Hospital	0
No Visible	5	None	6
Severe	0	Refused	5

	Total
Alcohol/Drug Use Suspected	5
DV Card Given	4
PO in Effect	2

NEVADA DEPARTMENT OF PUBLIC SAFETY  
RECORDS & TECHNOLOGY DIVISION

STATE OF NEVADA  
DOMESTIC VIOLENCE DATA COLLECTION



AGENCY: Churchill County

MONTH/YEAR: 1st Quarter 2008

**OFFENDER INFORMATION**

**MALE OFFENDER**

Age	Total	Race	Total
Under 18	3	White	22
18-24	4	Black	3
25-34	6	Am Indian	0
35-44	5	Asian	0
45-54	4	Unknown	0
55-64	1		
65 over	0	Ethnicity	
Unknown	0	Hispanic	2
<b>TOTAL</b>	<b>23</b>		<b>25</b>

**FEMALE OFFENDER**

Age	Total	Race	Total
Under 18	0	White	3
18-24	2	Black	0
25-34	1	Am Indian	0
35-44	0	Asian	0
45-54	0	Unknown	0
55-64	0		
65 over	0	Ethnicity	
Unknown	0	Hispanic	0
<b>TOTAL</b>	<b>3</b>		<b>3</b>

Injuries	Total	Medical	Total
Minor	5	1st Aid	0
Moderate	1	Hospital	1
No Visible	14	None	16
Severe	0	Refused	4

Injuries	Total	Medical	Total
Minor	0	1st Aid	0
Moderate	0	Hospital	0
No Visible	3	None	2
Severe	0	Refused	1

	Total
Alcohol/Drug Use Suspected	13
DV Card Given	2
PO in Effect	0
	3

	Total
Alcohol/Drug Use Suspected	2
DV Card Given	0
PO in Effect	0
	1

NEVADA DEPARTMENT OF PUBLIC SAFETY  
RECORDS & TECHNOLOGY DIVISION

STATE OF NEVADA  
DOMESTIC VIOLENCE DATA COLLECTION



AGENCY: Clark County

MONTH/YEAR: 1st Quarter 2008

**GENERAL INFORMATION**

**Time of Day**

0000-0259	607
0300-0559	294
0600-0859	257
0900-1159	404
1200-1459	449
1500-1759	594
1800-2059	736
2100-2359	756
<b>TOTAL</b>	<b>4097</b>

**Number of Children Present**

ages 0-3	526
ages 4-6	320
ages 7-9	227
ages 10-12	274
ages 13-15	275
ages 16-18	225
age unknown	26
<b>TOTAL</b>	<b>1873</b>

**Weapon Used**

Blunt Object	40
Handgun	17
Hands/Fist/Feet	1243
Knife/Cutting Inst	69
Other Firearm	3
Other Weapon	109
Unknown	52
<b>TOTAL</b>	<b>1533</b>

**Victim Relationship to Offender**

Cohabitant	2295
Spouse	594
Dating	1642
Child in Common	929
Blood Relative	469
Parent	409
Child	164
Former Spouse	78
Former Dating	146
Former Cohabitant	351
Related by Marriage	454
<b>TOTAL</b>	<b>7531</b>

**Number of Mutual Combatant Incidents**

Number of Incidents	455
---------------------	-----

STATE OF NEVADA  
DOMESTIC VIOLENCE DATA COLLECTION



AGENCY: Clark County

MONTH/YEAR: 1st Quarter 2008

**ARRESTEE INFORMATION**

***Male Aggressors***

Number of Males Arrested	1132
Number of Males Not Arrested	1086
<b>Total</b>	<b>2218</b>

***Mitigating Circumstances for Not Arrested***

Aggressor undetermined	59
Gone upon arrival	864
No evidence of injury	261
Not reported within 24 hours	39
Other	75
Unknown	7
	0
	0
<b>Total</b>	<b>1305</b>

***Other Males Arrested at the Scene  
(i.e. not part of the domestic relationship)***

Number of Other Males Arrested	0
--------------------------------	---

***Female Aggressors***

Number of Females Arrested	483
Number of Females Not Arrested	233
<b>Total</b>	<b>718</b>

***Mitigating Circumstances for Not Arrested***

Aggressor undetermined	11
Gone upon arrival	128
No evidence of injury	41
Not reported within 24 hours	5
Other	4
Unknown	0
	0
	0
<b>Total</b>	<b>189</b>

***Other Females Arrested at the Scene  
(i.e. not part of the domestic relationship)***

Number of Other Females Arrested	0
----------------------------------	---

NEVADA DEPARTMENT OF PUBLIC SAFETY  
RECORDS & TECHNOLOGY DIVISION

STATE OF NEVADA  
DOMESTIC VIOLENCE DATA COLLECTION



AGENCY: Clark County

MONTH/YEAR: 1st Quarter 2008

**VICTIM INFORMATION**

**MALE VICTIMS**

Age	Total	Race	Total
Under 18	119	White	1085
18-24	274	Black	383
25-34	372	Am Indian	6
35-44	366	Asian	51
45-54	258	Unknown	2
55-64	97		0
65 over	38	Ethnicity	
Unknown	3	Hispanic	340
<b>TOTAL</b>	<b>1527</b>		<b>1527</b>

Injuries	Total	Medical	Total
Minor	127	1st Aid	42
Moderate	24	Hospital	40
No Visible	176	None	177
Severe	4	Refused	405

	Total
Alcohol/Drug Use Suspected	290
DV Card Given	1036
PO in Effect	4

**FEMALE VICTIMS**

Age	Total	Race	Total
Under 18	165	White	2220
18-24	837	Black	852
25-34	937	Am Indian	10
35-44	766	Asian	153
45-54	408	Unknown	16
55-64	98		0
65 over	38	Ethnicity	0
Unknown	1	Hispanic	451
<b>TOTAL</b>	<b>3250</b>		<b>3251</b>

Injuries	Total	Medical	Total
Minor	315	1st Aid	103
Moderate	63	Hospital	98
No Visible	396	None	429
Severe	13	Refused	984

	Total
Alcohol/Drug Use Suspected	511
DV Card Given	2578
PO in Effect	35

NEVADA DEPARTMENT OF PUBLIC SAFETY  
RECORDS & TECHNOLOGY DIVISION

STATE OF NEVADA  
DOMESTIC VIOLENCE DATA COLLECTION



AGENCY: Clark County

MONTH/YEAR: 1st Quarter 2008

**OFFENDER INFORMATION**

**MALE OFFENDER**

Age	Total	Race	Total
Under 18	179	White	1937
18-24	661	Black	1050
25-34	956	Am Indian	8
35-44	727	Asian	91
45-54	389	Unknown	13
55-64	130		
65 over	48	Ethnicity	
Unknown	9	Hispanic	467
<b>TOTAL</b>	<b>3099</b>		<b>3099</b>

**FEMALE OFFENDER**

Age	Total	Race	Total
Under 18	141	White	788
18-24	262	Black	331
25-34	292	Am Indian	6
35-44	296	Asian	69
45-54	142	Unknown	7
55-64	39		
65 over	24	Ethnicity	
Unknown	5	Hispanic	241
<b>TOTAL</b>	<b>1201</b>		<b>1201</b>

Injuries	Total	Medical	Total
Minor	113	1st Aid	30
Moderate	15	Hospital	21
No Visible	382	None	223
Severe	0	Refused	394

Injuries	Total	Medical	Total
Minor	48	1st Aid	20
Moderate	7	Hospital	16
No Visible	168	None	126
Severe	2	Refused	216

	Total
Alcohol/Drug Use Suspected	342
DV Card Given	249
PO in Effect	9
	204

	Total
Alcohol/Drug Use Suspected	162
DV Card Given	274
PO in Effect	3
	83

**STATE OF NEVADA  
DOMESTIC VIOLENCE DATA COLLECTION**



**AGENCY:** Douglas County

**MONTH/YEAR:** 1st Quarter 2008

**GENERAL INFORMATION**

**Time of Day**

0000-0259	14
0300-0559	3
0600-0859	1
0900-1159	8
1200-1459	3
1500-1759	5
1800-2059	10
2100-2359	12
<b>TOTAL</b>	<b>56</b>

**Number of Children Present**

ages 0-3	14
ages 4-6	2
ages 7-9	3
ages 10-12	6
ages 13-15	8
ages 16-18	3
age unknown	0
<b>TOTAL</b>	<b>36</b>

**Weapon Used**

Blunt Object	4
Handgun	1
Hands/Fist/Feet	49
Knife/Cutting Inst	0
Other Firearm	0
Other Weapon	1
Unknown	1
<b>TOTAL</b>	<b>56</b>

**Victim Relationship to Offender**

Cohabitant	15
Spouse	12
Dating	17
Child in Common	9
Blood Relative	4
Parent	5
Child	1
Former Spouse	1
Former Dating	2
Former Cohabitant	0
Related by Marriage	1
<b>TOTAL</b>	<b>67</b>

**Number of Mutual Combatant Incidents**

Number of Incidents	13
---------------------	----

STATE OF NEVADA  
DOMESTIC VIOLENCE DATA COLLECTION



AGENCY: Douglas County

MONTH/YEAR: 1st Quarter 2008

**ARRESTEE INFORMATION**

***Male Aggressors***

Number of Males Arrested	26
Number of Males Not Arrested	14
<b>Total</b>	<b>40</b>

***Mitigating Circumstances for Not Arrested***

Aggressor undetermined	8
Gone upon arrival	3
No evidence of injury	2
Not reported within 24 hours	1
Other	1
Unknown	2
	0
	0
<b>Total</b>	<b>17</b>

***Other Males Arrested at the Scene  
(i.e. not part of the domestic relationship)***

Number of Other Males Arrested	0
--------------------------------	---

***Female Aggressors***

Number of Females Arrested	13
Number of Females Not Arrested	11
<b>Total</b>	<b>24</b>

***Mitigating Circumstances for Not Arrested***

Aggressor undetermined	6
Gone upon arrival	1
No evidence of injury	4
Not reported within 24 hours	2
Other	0
Unknown	0
	0
	0
<b>Total</b>	<b>13</b>

***Other Females Arrested at the Scene  
(i.e. not part of the domestic relationship)***

Number of Other Females Arrested	0
----------------------------------	---

NEVADA DEPARTMENT OF PUBLIC SAFETY  
RECORDS & TECHNOLOGY DIVISION

STATE OF NEVADA  
DOMESTIC VIOLENCE DATA COLLECTION



AGENCY: Douglas County

MONTH/YEAR: 1st Quarter 2008

**VICTIM INFORMATION**

**MALE VICTIMS**

Age	Total	Race	Total
Under 18	1	White	20
18-24	5	Black	0
25-34	10	Am Indian	1
35-44	3	Asian	2
45-54	5	Unknown	1
55-64	0		0
65 over	0	Ethnicity	
Unknown	0	Hispanic	0
<b>TOTAL</b>	<b>24</b>		<b>24</b>

Injuries	Total	Medical	Total
Minor	15	1st Aid	1
Moderate	1	Hospital	0
No Visible	8	None	13
Severe	0	Refused	12

	Total
Alcohol/Drug Use Suspected	20
DV Card Given	17
PO in Effect	0

**FEMALE VICTIMS**

Age	Total	Race	Total
Under 18	5	White	35
18-24	12	Black	0
25-34	5	Am Indian	1
35-44	3	Asian	0
45-54	10	Unknown	0
55-64	1		0
65 over	0	Ethnicity	0
Unknown	0	Hispanic	4
<b>TOTAL</b>	<b>36</b>		<b>36</b>

Injuries	Total	Medical	Total
Minor	22	1st Aid	2
Moderate	4	Hospital	3
No Visible	8	None	18
Severe	0	Refused	15

	Total
Alcohol/Drug Use Suspected	22
DV Card Given	24
PO in Effect	2









































































































